















**Koła żeliwne z poliuretanem do dużych obciążeń w obudowach skrętnych /
High load cast iron wheels with polyurethane in swivel housings**

| |  | Symbol |  |  |  |  |  | Rodzaj łożyska / Type of bearing |
|-------|--|--------------|---|---|---|---|---|---|
| Ø 125 | | ZP125x2SKS/K | 120x160 | 184 | 105 | 2x46 | 800 | |
| Ø 160 | | ZP160x2SKS/K | 120x160 | 220 | 127 | 2x50 | 1400 | |
| Ø 200 | | ZP200x2SKS/K | 120x160 | 265 | 160 | 2x50 | 1600 |  |
| Ø 250 | | ZP250x2SKS/K | 120x160 | 310 | 195 | 2x50 | 2000 | |
| Ø 350 | | ZP350x2SKS/K | 160x210 | 420 | 285 | 2x70 | 3400 | |










**Koła żeliwne z poliuretanem do dużych obciążeń w obudowach stałych /
High load cast iron wheels with polyurethane in steady housings**



| |  | Symbol |  |  |  |  |  | Rodzaj łożyska / Type of bearing |
|-------|---|--------------|---|---|---|---|---|---|
| Ø 125 | | ZP125x2STS/K | 120x160 | 184 | 105 | 2x46 | 800 | |
| Ø 160 | | ZP160x2STS/K | 120x160 | 220 | 127 | 2x50 | 1400 | |
| Ø 200 | | ZP200x2STS/K | 120x160 | 265 | 160 | 2x50 | 1600 |  |
| Ø 250 | | ZP250x2STS/K | 120x160 | 310 | 195 | 2x50 | 2000 | |
| Ø 350 | | ZP350x2STS/K | 160x210 | 420 | 285 | 2x70 | 3400 | |








**Koła tworzywowe do dużych obciążeń w obudowach skrętnych /
High load plastic polyamide wheels in swivel housings**

| |  | Symbol |  |  |  |  |  | Rodzaj łożyska / Type of bearing |
|-------|--|--------------|---|---|---|---|---|---|
| Ø 125 | | TW125x2SKS/K | 120x160 | 184 | 105 | 2x46 | 900 | |
| Ø 160 | | TW160x2SKS/K | 120x160 | 220 | 127 | 2x50 | 1200 | |
| Ø 200 | | TW200x2SKS/K | 120x160 | 265 | 160 | 2x50 | 1500 |  |
| Ø 250 | | TW250x2SKS/K | 120x160 | 310 | 195 | 2x50 | 1000 | |



**Koła tworzywowe do dużych obciążeń w obudowach stałych /
High load plastic polyamide wheels in steady housings**



| |  | Symbol |  |  |  |  |  | Rodzaj łożyska / Type of bearing |
|-------|---|--------------|---|---|---|---|---|---|
| Ø 125 | | TW125x2STS/K | 120x160 | 184 | 105 | 2x46 | 900 | |
| Ø 160 | | TW160x2STS/K | 120x160 | 220 | 127 | 2x50 | 1200 | |
| Ø 200 | | TW200x2STS/K | 120x160 | 265 | 160 | 2x50 | 1500 |  |
| Ø 250 | | TW250x2STS/K | 120x160 | 310 | 195 | 2x50 | 1000 | |